


HOW TO COLLECT RAINWATER

In addition to reducing the cost of a homeowner's water bills, collecting rainwater provides a source of quality water for plants.




1) USE a large plastic garbage can or plastic barrel with a well-fitting lid.



2) CUT a hole 12" in diameter in the lid and a small hole near the base of the barrel just big enough for your faucet to fit snugly.




3) ATTACH a fine screen over the hole with PVC glue. This will help filter out debris and keep mosquitoes out.



4) INSERT the faucet into the hole at the base of the barrel. Place a rubber washer over the faucet threads from the inside of the barrel.



5) SLIDE a metal washer directly behind the rubber washer, place a locknut behind the washer, and tighten.



6) POSITION the rain barrel under a downspout from the roof. Attach a hose to the faucet or fill a watering can and begin watering your garden.